

Name: _____

Incoming Third Grade Summer ELA Homework

Part 1 Directions: Read each story ("How Chocolate is Made", "Going to the Beach," "Taking Care of Pets"). Restate and answer each question about the story in complete sentences.

Part 2 Directions: Read each story ("Summer Vacation," "Summer," "Firefly Fun," "Out to Sea," and "Ice Cream"). Follow all directions on each sheet. Be sure to restate and answer each question in complete sentences.

All assignments are due on Thursday, September 4th.

If you lose the packet, there are additional copies on our EPS web page!

Your third grade ELA teachers



ALWAYS, ALWAYS, ALWAYS



Restate the Question

How do you restate the question?

Put the question in the answer.

Question: How long does it take to get to the mall?

Answer: It takes 20 minutes to get to the mall.



Question: What is your favorite animal?

Answer: My favorite animal is a playful puppy.



Question: When are we leaving for the zoo?

Answer: We are leaving for the zoo in one hour.



Question: Why did the chicken cross the road?

Answer: The chicken crossed the road to eat pizza.



Name: _____

Part 1

How Chocolate is Made

Comprehension
Restate the
Question

Chocolate is made from cocoa beans. First, the beans are picked from cocoa trees. Then, they are dried and roasted to bring out the flavor. After that, the beans are ground into a thick paste. This paste is mixed with sugar and milk to make chocolate. Finally, the chocolate is poured into molds to make candy bars and other treats.

Restate and answer
each question.



Restate the Question

1. Where do cocoa beans come from?

2. What is the first step in making chocolate?

3. How are cocoa beans turned into chocolate bars?

Name: _____

Going to the Beach

Comprehension
Restate the
Question

Going to the beach is a fun activity. At the beach, people can swim in the ocean and build sandcastles. Kids like to play in the sand and look for seashells. Some people like to surf or play beach volleyball. It's important to wear sunscreen to protect your skin from the sun. The beach is a great place to relax and have fun with family and friends. You can swim, create sandcastles, play games, read and much more.

Restate and answer each question.



Restate the Question

1. What are some activities people can do at the beach?

2. Why is it important to wear sunscreen at the beach?

3. How can the beach be a place to relax with family and friends?


Name: _____

Taking Care of Pets

Comprehension
Restate the
Question

Having a pet is a big responsibility. Pets need food, water, and a safe place to live. They also need exercise and love. Taking care of a pet means feeding them every day, giving them fresh water, and playing with them. It's important to take pets to the vet to keep them healthy. Pets can be great friends if we take good care of them.

*Restate and answer
each question.*



Restate the Question

1. What are some responsibilities of having a pet?

2. Why is it important to take pets to the vet?

3. How can taking care of a pet teach responsibility?

Name _____

Part 2

Date _____


Summer Vacation

Directions: Read the passage on the left 3 times to practice fluency. Color a sun each time you read. Then, complete the comprehension tasks on the right.

Summer Vacation

Beth and her best friend, Pam, ran into the yard. "It's summer!" they yelled. Today was the first day of summer vacation. The girls could play all day long!

First, they jumped on their bikes. Beth and Pam rode their bikes to the park. Next, they spent the morning playing on the swings and slides. Then, Beth and Pam rode their bikes back to Pam's house. Pam's mom made them grilled cheese sandwiches for lunch. Last, Beth and Pam played hide and seek in the yard. When it was time to go home, the girls gave each other a hug. "See you tomorrow!" they said. It was going to be a great summer!



Read and Look Back:

☐ Use a yellow crayon to highlight the names of the two main characters in the story.

☐ Use an orange crayon to highlight the sentence that states where the girls rode their bikes to.

☐ Use a red crayon to highlight what the girls did after they ate lunch.

Read and Respond:

Identify the central idea. What was this story mostly about?

4

Name _____

Date _____


Summer

Directions: Read the passage on the left 3 times to practice fluency. Color a sun each time you read. Then, complete the comprehension tasks on the right.

Summer

Summer is one of the four seasons. The summer season comes after spring. Unlike winter, summer days are longer and the weather is warmer. Summer is the warmest time of the year because the Earth's axis is tilted toward the sun. As a result, it is important to stay safe in the summer by wearing sunscreen. The sunscreen will protect skin from harmful rays. Drinking plenty of water will also help people stay safe during hot weather.

The summer season is one of the most popular seasons for vacations. Trips to the beach are popular in the summer. Many students have a break from school in the summer. People enjoy outdoor activities such as barbecues, swimming, and camping.



Read and Look Back:

☐ Use a yellow crayon to highlight two ways summer days are different from winter days.

☐ Use an orange crayon to highlight the text that describes why summer is the warmest time of the year.

☐ Use a red crayon to highlight three popular activities during the summer.

Read and Respond:

How can you stay safe during the summer season?

Name _____

Date _____


Firefly Fun

Directions: Read the passage on the left 3 times to practice fluency. Color a sun each time you read. Then, complete the comprehension tasks on the right.

Firefly Fun

Rick's dad poked holes in the coffee can lid. "What are those for?" Rick asked. "Your fireflies will need to breathe," Dad said. He put the lid back on the can. "There you go! Now you are ready for some firefly fun," he told Rick.

Rick ran into the backyard. It was dark outside. The air was warm and sticky. It was the perfect night for fireflies! Rick stood quietly in the yard. Suddenly, he saw lights! The lights flickered on and off. It looked like the night sky was dancing. He slowly walked toward the flickering lights. Rick held his coffee can out in front of him. He watched a firefly fly into the can. As quick as he could, he snapped on the lid. "I got one!" he shouted. Rick had fun catching fireflies.



Read and Look Back:

☐ Use a yellow crayon to highlight what Dad did to help Rick at the beginning of the story.

☐ Use an orange crayon to highlight the text that describes the backyard.

☐ Use a red crayon to highlight a sentence that tells how Rick felt about catching fireflies.

Read and Respond:

Why do you think Rick thought "It looked like the night sky was dancing," in the text?

Name _____

Date _____


Out to Sea

Directions: Read the passage on the left 3 times to practice fluency. Color a sun each time you read. Then, complete the comprehension tasks on the right.

Out to Sea

Anna could not wait to go on the boat with her family. They lived right by the beach. The family often took the boat out on Sundays. Anna put her bathing suit on and grabbed a towel. She hopped into the boat with her mom. "Let's go!" she shouted.

The sun was out and it was hot! Anna's dad lowered the anchor. She carefully jumped into the cold water. Anna and her brother swam and played together. "Time for lunch!" Mom said. They climbed out of the water and sat down. Mom gave them ham and cheese sandwiches. They also ate chips and apples. After lunch, dad started the boat again. They zoomed through the waves. Anna had a great day on the boat!



Read and Look Back:

☐ Use a yellow crayon to highlight the name of the main character in this story.

☐ Use an orange crayon to highlight what dad did before Anna and her brother jumped into the sea.

☐ Use a red crayon to highlight an interesting word you found in the story.

Read and Respond:

The story said, "They zoomed through the waves." What do you think the word zoomed means in this passage?

Name _____

Date _____


Ice Cream

Directions: Read the passage on the left 3 times to practice fluency. Color a sun each time you read. Then, complete the comprehension tasks on the right.

Ice Cream

Ice cream is a frozen treat that is a popular dessert among people. The frozen dessert is made from dairy products such as milk and cream. Ice, sugar, and flavoring are also added. Different toppings such as sprinkles, chocolate syrup, and cherries are often put on top of the ice cream.

Before refrigerators were common in houses, ice cream was only eaten on special occasions. Also, before factories and machines were invented, people churned, or stirred, ice cream by hand. Today, the United States makes more ice cream than any other country. In addition, Sunday is the most popular day to eat ice cream! Ice cream is a delicious treat that many people like to eat!



Read and Look Back:

☐ Use a yellow crayon to highlight the text that tells what ice cream is made of.

☐ Use an orange crayon to highlight the text that states why ice cream was only eaten on special occasions in the past.

☐ Use a red crayon to highlight the text that states the most popular day people eat ice cream.

Read and Respond:

What is the main idea of this passage?